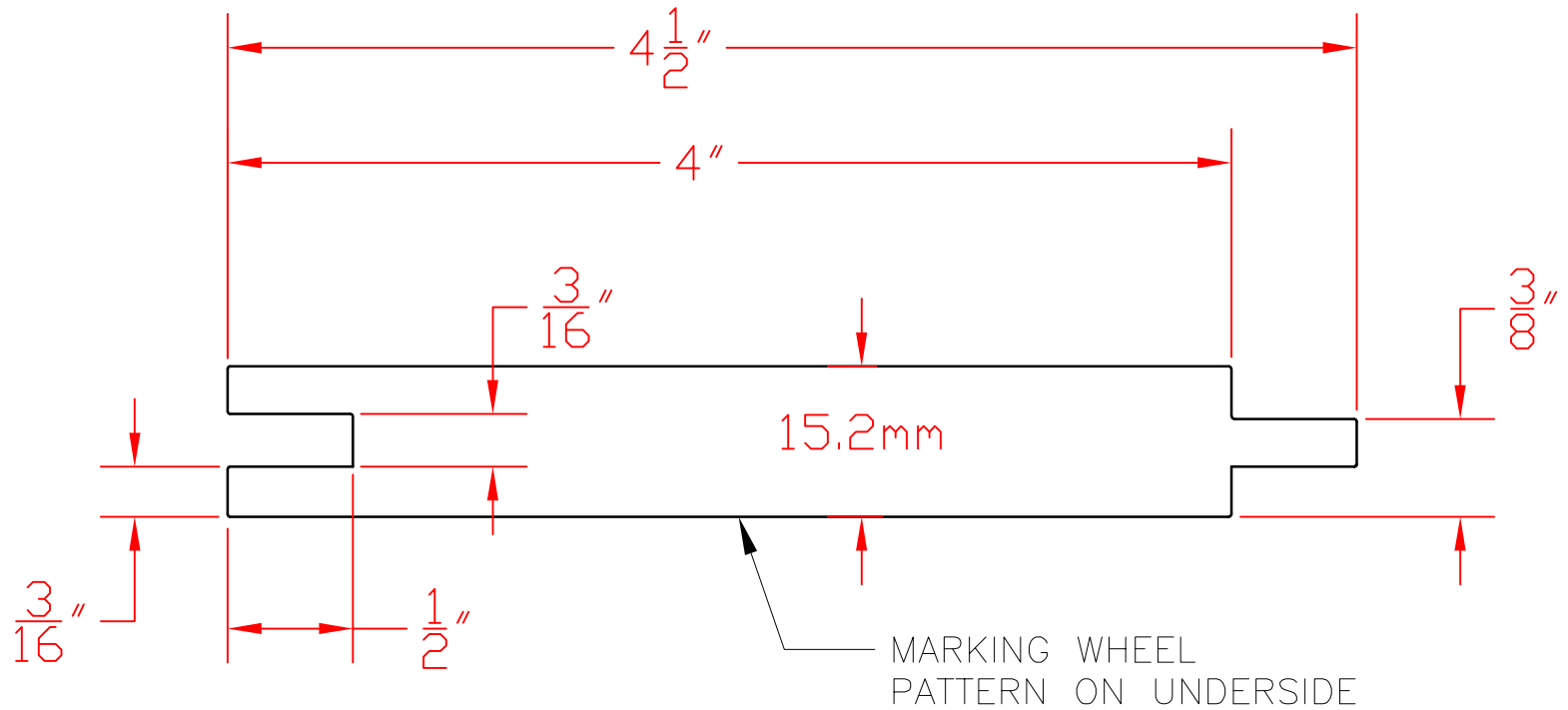


PRODUCT DRAWING

REV.	DATE	DESCRIPTION



4" REBATED SHIPLAP, FLUSH FIT

NOTE:
SURFACES AVAILABLE: SMOOTH, WOOD GRAIN or
ROUGH SAWN (BRUSHED)

THIS DOCUMENT CONTAINS
PROPRIETARY INFORMATION WHICH
SHALL NOT BE REPRODUCED,
TRANSFERRED TO OTHER DOCUMENTS,
DISCLOSED TO OTHERS, USED FOR
MANUFACTURING OR ANY OTHER
PURPOSE WITHOUT PRIOR WRITTEN
PERMISSION BY JAIN AMERICA HOLDINGS

JAIN BUILDING PRODUCTS

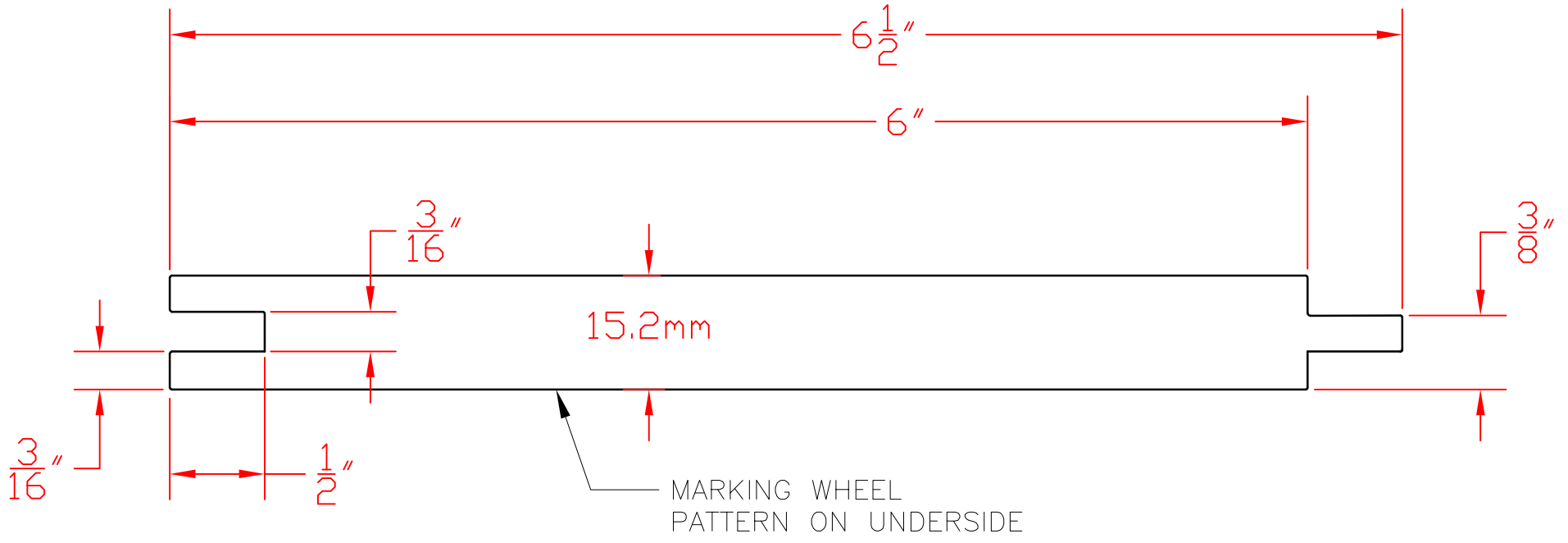
4" REBATED SHIPLAP, FLUSH FIT
NUCEDAR PRODUCT DRAWING

APPROVALS		DATE	SIZE	MACHINE ID.	DRAWING NO.	REV.
DRAWN	PHS	6/9/23	A	WEINIG	SL-413r00	
ISSUED	PHS	6/9/23				
REVISED						

SCALE: FULL FILE: SL-413r00.dwg SHEET 1 OF 1

PRODUCT DRAWING

REV.	DATE	DESCRIPTION



6" REBATED SHIPLAP, FLUSH FIT

NOTE:
SURFACES AVAILABLE: SMOOTH, WOOD GRAIN or
ROUGH SAWN (BRUSHED)

THIS DOCUMENT CONTAINS
PROPRIETARY INFORMATION WHICH
SHALL NOT BE REPRODUCED,
TRANSFERRED TO OTHER DOCUMENTS,
DISCLOSED TO OTHERS, USED FOR
MANUFACTURING OR ANY OTHER
PURPOSE WITHOUT PRIOR WRITTEN
PERMISSION BY JAIN AMERICA HOLDINGS

JAIN BUILDING PRODUCTS

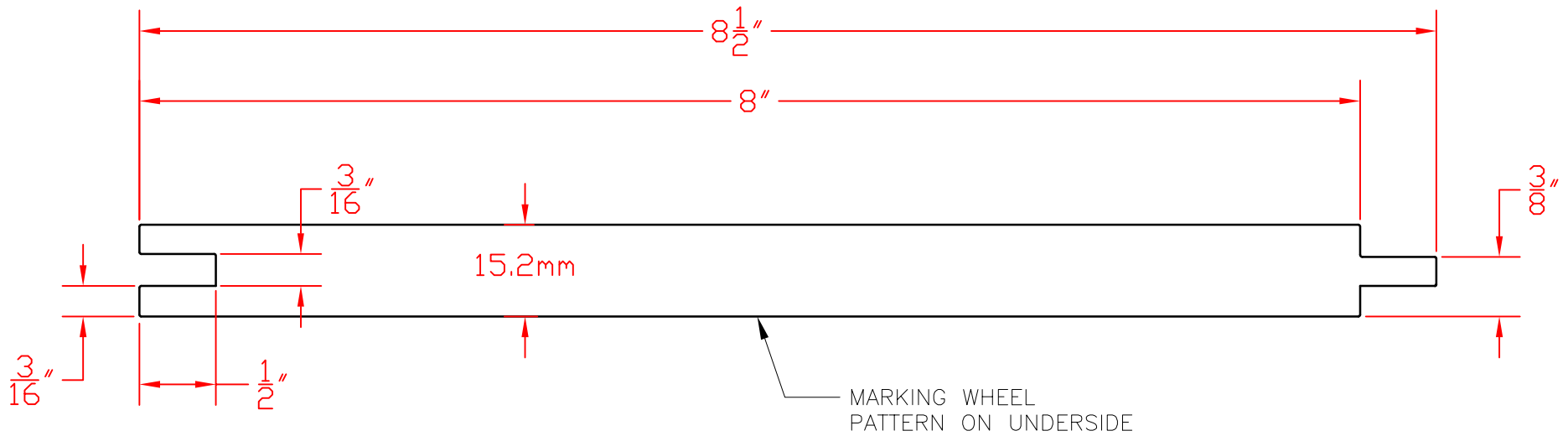
6" REBATED SHIPLAP, FLUSH FIT
NUCEDAR PRODUCT DRAWING

APPROVALS		DATE	SIZE	MACHINE ID.	DRAWING NO.	REV.
DRAWN	PHS	6/9/23	A	WEINIG	SL-513r00	
ISSUED	PHS	6/9/23				
REVISED						

SCALE: FULL FILE: SL-513r00.dwg SHEET 1 OF 1

PRODUCT DRAWING

REV.	DATE	DESCRIPTION



8" REBATED SHIPLAP, FLUSH FIT

NOTE:
SURFACES AVAILABLE: SMOOTH, WOOD GRAIN or
ROUGH SAWN (BRUSHED)

THIS DOCUMENT CONTAINS
PROPRIETARY INFORMATION WHICH
SHALL NOT BE REPRODUCED,
TRANSFERRED TO OTHER DOCUMENTS,
DISCLOSED TO OTHERS, USED FOR
MANUFACTURING OR ANY OTHER
PURPOSE WITHOUT PRIOR WRITTEN
PERMISSION BY JAIN AMERICA HOLDINGS

JAIN BUILDING PRODUCTS

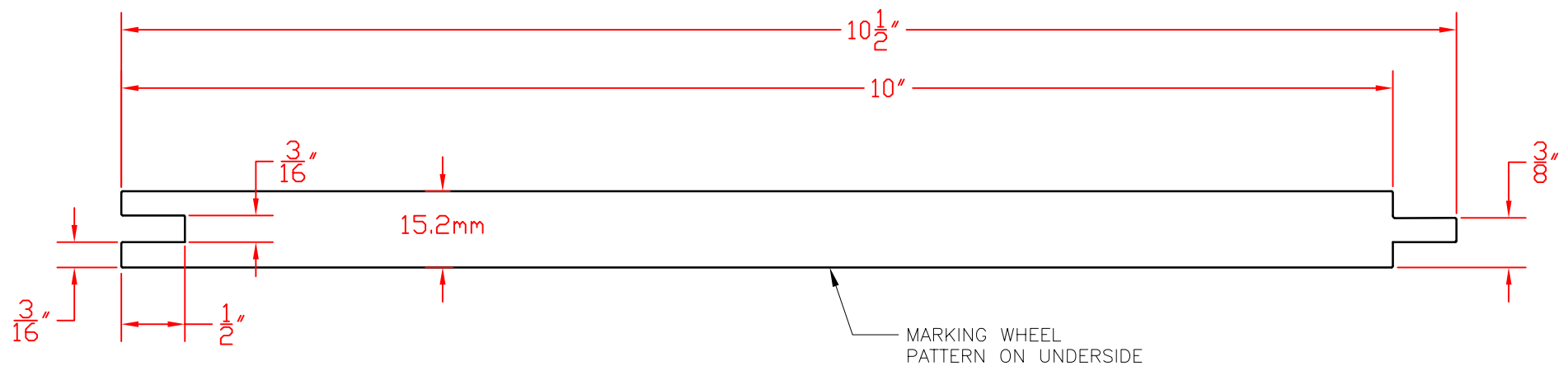
8" REBATED SHIPLAP, FLUSH FIT
NUCEDAR PRODUCT DRAWING

APPROVALS		DATE	SIZE	MACHINE ID.	DRAWING NO.	REV.
DRAWN	PHS	6/9/23	A	WEINIG	SL-613r00	
ISSUED	PHS	6/9/23				
REVISED						

SCALE: FULL FILE: SL-613r00.dwg SHEET 1 OF 1

PRODUCT DRAWING

REV.	DATE	DESCRIPTION



10" REBATED SHIPLAP, FLUSH FIT

NOTE:
 SURFACES AVAILABLE: SMOOTH, WOOD GRAIN or
 ROUGH SAWN (BRUSHED)

THIS DOCUMENT CONTAINS
 PROPRIETARY INFORMATION WHICH
 SHALL NOT BE REPRODUCED,
 TRANSFERRED TO OTHER DOCUMENTS,
 DISCLOSED TO OTHERS, USED FOR
 MANUFACTURING OR ANY OTHER
 PURPOSE WITHOUT PRIOR WRITTEN
 PERMISSION BY JAIN AMERICA HOLDINGS

JAIN BUILDING PRODUCTS

10" REBATED SHIPLAP, FLUSH FIT
 NUCEDAR PRODUCT DRAWING

APPROVALS		DATE	SIZE	MACHINE ID.	DRAWING NO.	REV.
DRAWN	PHS	6/9/23	A	WEINIG	SL-713r00	
ISSUED	PHS	6/9/23				
REVISED						

SCALE: FULL FILE: SL-713r00.dwg SHEET 1 OF 1